











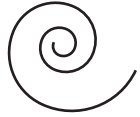



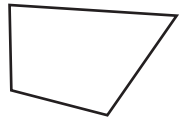





Illustrator Practice

in each box, in the space below the dotted line, create the images shown using the tools that it says to

<p>LINE TOOL</p>  <hr/>	<p>RECTANGLE TOOL</p>  <hr/>	<p>ELLIPSE TOOL (HOLD SHIFT TO MAKE IT A CIRCLE)</p>  <hr/>	<p>RECTANGLE TOOL (HOLD SHIFT TO MAKE IT A SQUARE)</p>  <hr/>
<p>POLYGON TOOL (CLICK ONCE AND CHOOSE 3 SIDES)</p>  <hr/>	<p>STAR TOOL</p>  <hr/>	<p>ARC TOOL</p>  <hr/>	<p>PEN TOOL</p>  <hr/>
<p>BRUSH TOOL</p>  <hr/>	<p>PENCIL TOOL</p>  <hr/>	<p>PEN TOOL</p>  <hr/>	<p>ROUNDED RECTANGLE TOOL</p>  <hr/>
<p>SPIRAL TOOL</p>  <hr/>	<p>BRUSH TOOL</p>  <hr/>	<p>LINE TOOL (WITH A 5PT STROKE)</p>  <hr/>	<p>PEN TOOL</p>  <hr/>
<p>PEN TOOL</p>  <hr/>	<p>PEN TOOL</p>  <hr/>	<p>PEN TOOL</p>  <hr/>	<p>PEN TOOL</p>  <hr/>