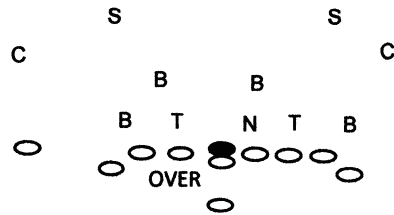
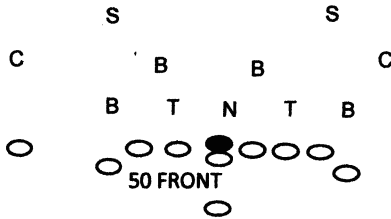


**OLYMPIAN FOOTBALL  
OPPONENT'S DEFENSIVE SCOUTING REPORT**

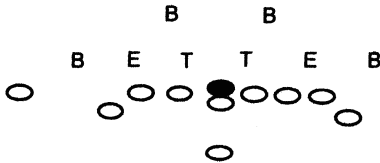
Defensive scouting report for EASTLAKE

	No	HT	WT	No	HT	WT
<b>Key Players:</b>	DL 52	6-0	230	LB 51	6-0	205
<b>DL # 72 BIG KID. WILL TAKE ON BLOCKERS WELL. NOT VERY FAST WILL PLUG HOLE</b>	DL 72	6-2	300	LB 10	5-8	177
<b>DL # 52 QUICK AND PHYSICAL. WILL ATTACK BLOCKERS. READS BLOCKS WELL</b>	DL 57	5-8	225	LB 64	5-11	175
<b>LB # 51. READS GUARDS VERY WELL. WILL SCRAPE AND ATTACK BALL. VERY GOOD</b>	DL			LB 46	5-11	225
<b>LB # 46 OLB BIG AND PHYSICAL. HAS GOOD SPEED, WILL COVER RECEIVER VS TRI</b>	DB 22	5-11	190	DB 7	5-10	162
<b>DB# 22 TOUGH KID. PLAYS RUN SUPPORT VERY WELL. BIG AND PHYSICAL</b>	DB 21	6-2	175	DB 30	5-9	165

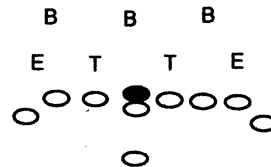
**Base fronts**



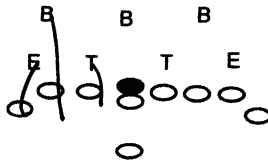
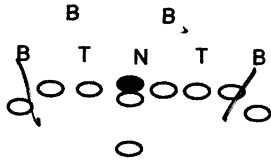
**Short Yard/Goalline Fronts**



**Passing Down Fronts**



**Favorite blitzes / stunts**



**DL Technique:** WILL ATTACK AND READ BLOCKS

**DL's Get Offs:** 72 SLOW BUT PHYSICAL. PLUGGER

**LB Technique:** SCRAPES WELL # 10 LOOKS HE DOESN'T READ GUARDS

**LB's technique on taking on a block** VERY GOOD

**LB's Scrape techniques** VERY GOOD SCRAPE TO C GAP

**Fight off blocks** ABOVE AVERAGE. DOES NOT STAY BLOCK LONG

**Pursuit skills / React to counters** #10 WILL READ GUARDS

**DL Reads blocks or gets upfield** DL WILL READ BLOCKS

**Contain responsibility** OLB HAVE CONTAINMENT

**Defensive players flip flop / play one side** ONLY OLB

**Who stays on plays away** OLB

**Best pass rusher** # 52 AND # 57

**Agility of players** VERY GOOD TEAM QUICKNESS

**Overall toughness / quickness / speed** VERY GOOD SPEED

**Notes and numbers:** THEY HAVE NOT BLITZS VERY MUCH. THEY READ AND REACT VERY WELL. THEY WILL USE 3 MAIN FRONTS

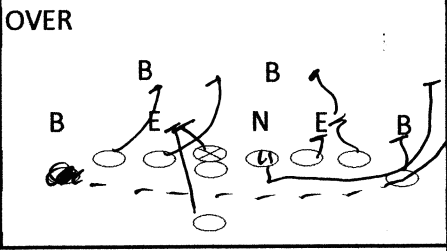
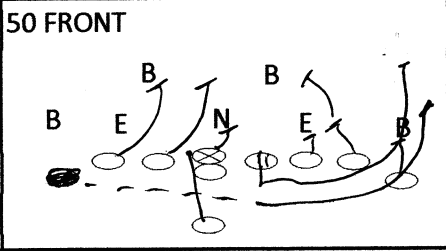
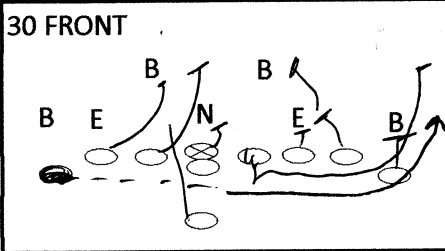
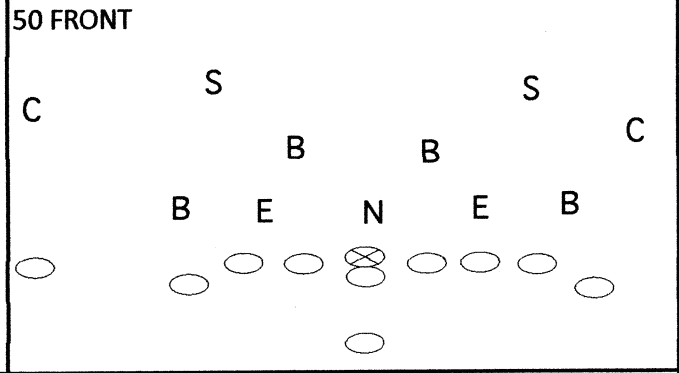
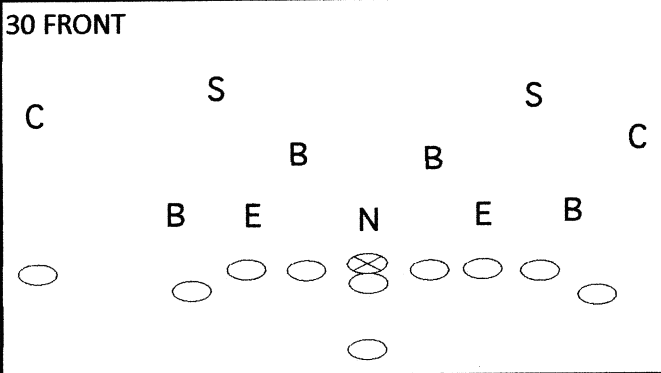
THEY WILL USE A 30, 50 AND OVER. LOOK AT BLOCKING ASSIGNMENTS FOR DEFENSIVE FRONTS.

SECONDARY PLAYS ZONE AND MAN. THEY LIKE 2 DEEP WITH ZONE UNDER AND WILL PRESSURE WITH SAFETIES. WILL

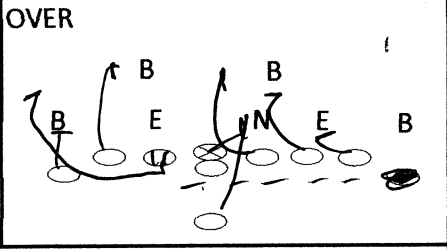
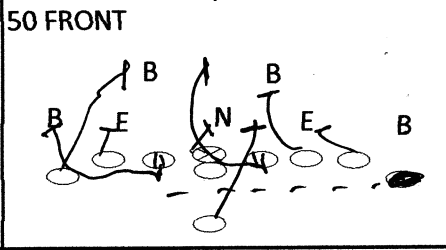
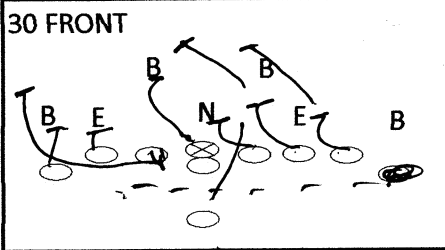
ALIGN SAFETIES UP AND PLAY A 8/9 MAN FRONT.

THEY HAVE A VERY TOUGH SCHEDULE AND HAVE PLAYED GOOD DEFENSE VS VERY GOOD TEAMS. THEY ARE A GOOD FOOTBALL TEAM.

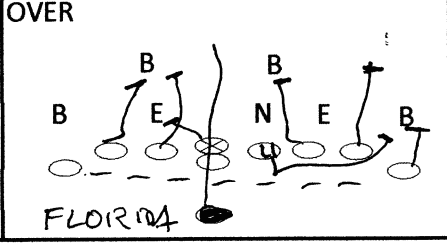
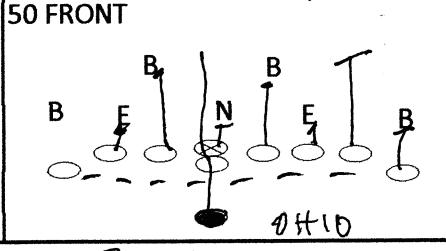
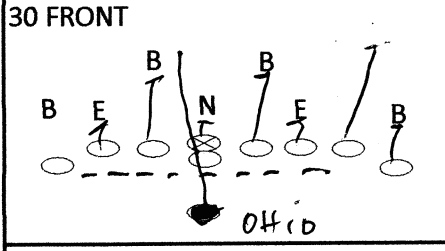
EASTLAKE



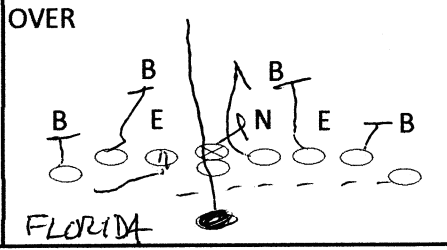
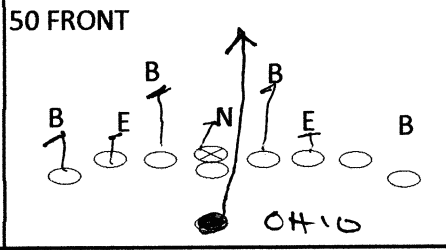
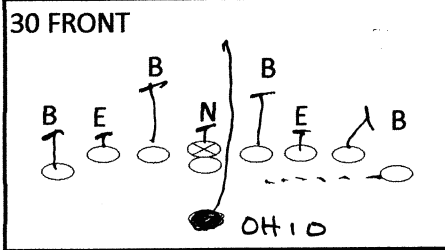
28 FLY



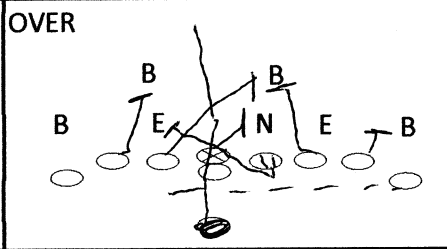
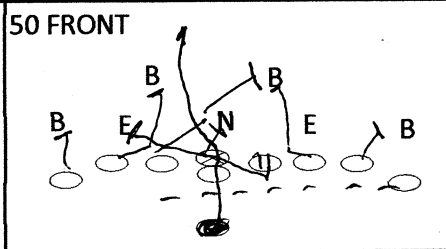
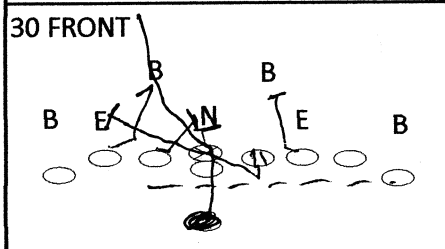
49 FLY



30 GUT



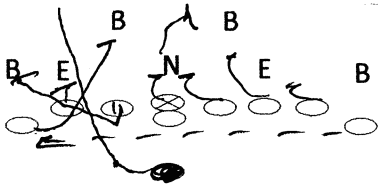
31 GUT



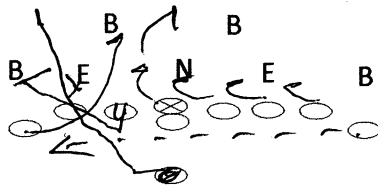
210 31 TRAP

EASTLAKE

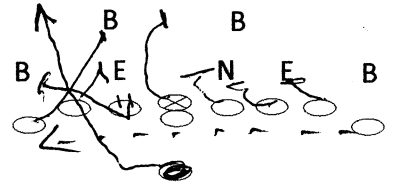
30 FRONT



50 FRONT

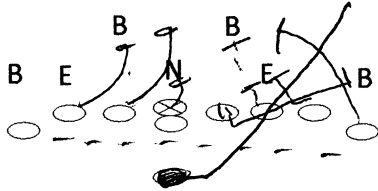


OVER

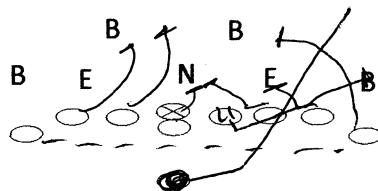


ZIP 33 BELLY

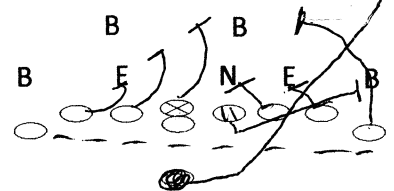
30 FRONT



50 FRONT

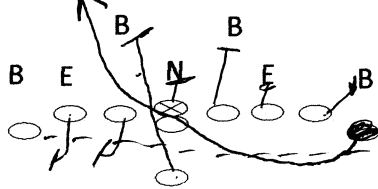


OVER

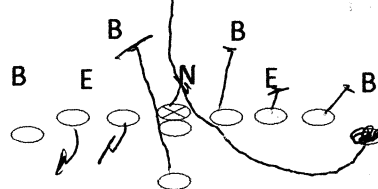


HUM 34 DOWN

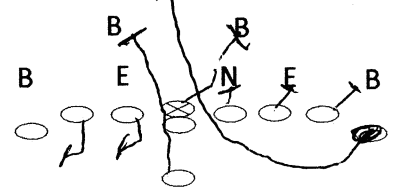
30 FRONT



50 FRONT

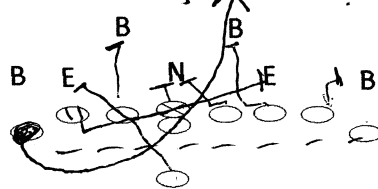


OVER

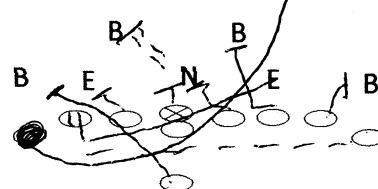


HUM 41 SALLY

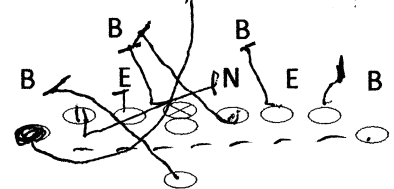
30 FRONT



50 FRONT

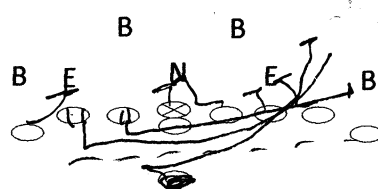


OVER

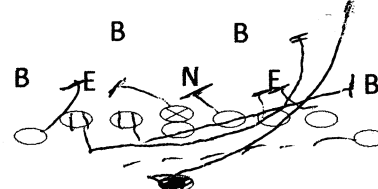


ZIP 20 T TRAP

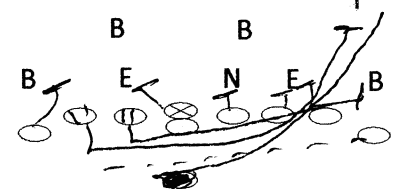
30 FRONT



50 FRONT

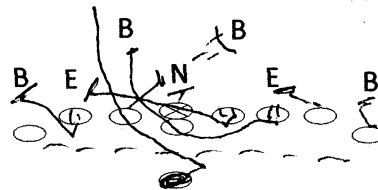


OVER

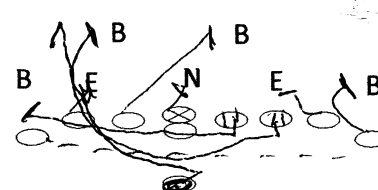


ZIP 36 GATOR

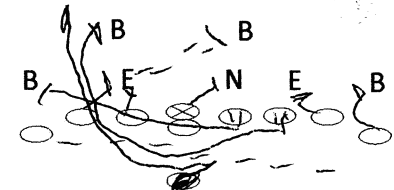
30 FRONT



50 FRONT



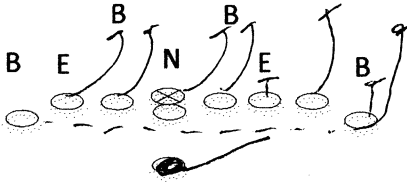
OVER



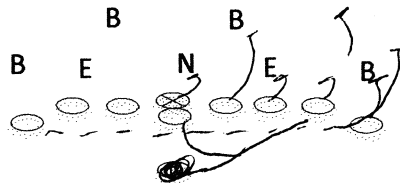
HUM 35 GATOR

EASTLAKE

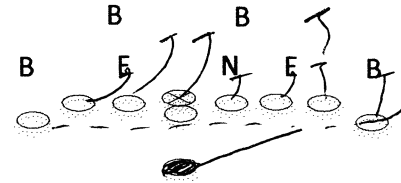
30 FRONT



50 FRONT

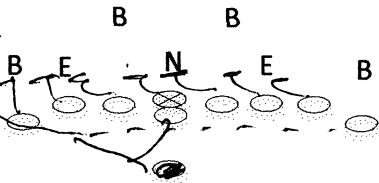


OVER

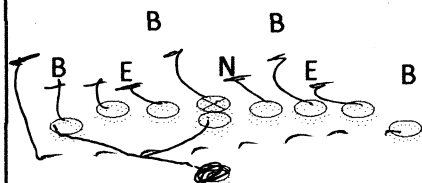


38 ON

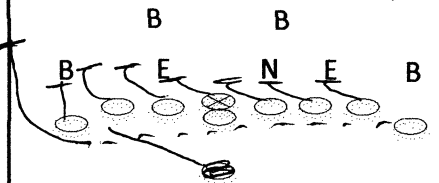
30 FRONT



50 FRONT

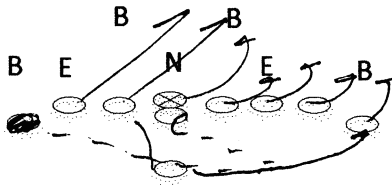


OVER

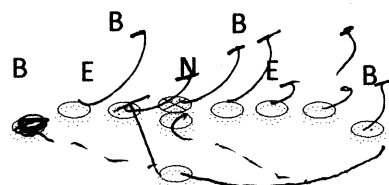


39 ON

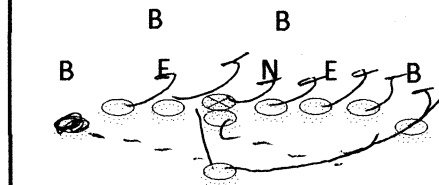
30 FRONT



50 FRONT

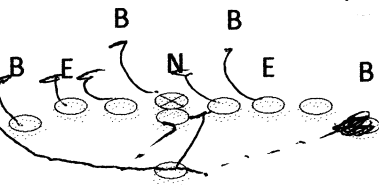


OVER

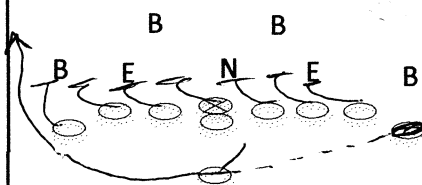


28 TOSS

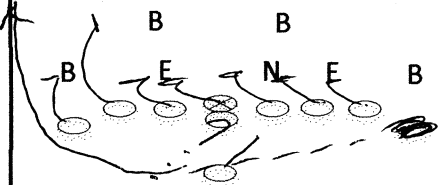
30 FRONT



50 FRONT

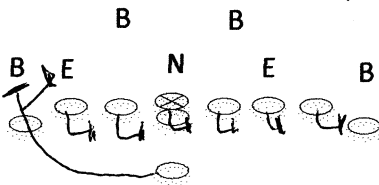


OVER

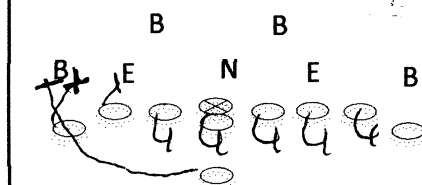


49 TOSS

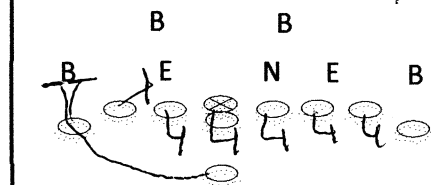
30 FRONT



50 FRONT

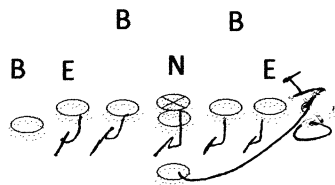


OVER

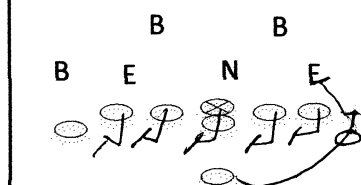


L12

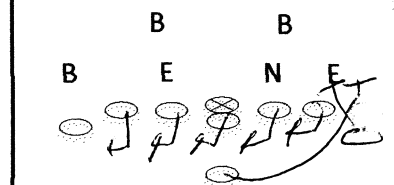
30 FRONT



50 FRONT



OVER



RIP

## OLYMPIAN FOOTBALL OFFENSIVE LINE TE GRADES

NAME	SAINTS	SFC	SUHI	POWAY	RIO MESA	PT LOMA	GROSSMONT	EASTLAKE	BONITA VISTA	OTAY RANCH	MATER DEI	TOTAL
CECENA, C	-	-	66%		100%	-	-					83%
CONTRERAS, O	55%	-	-	-	-	-	-					55%
CORTEZ, E	-	-	66%	-	66%	-	-					66%
COVARRUVIAS, M	67%	69%	84%	66%	-	-	-					72%
GARCIA, A	55%	-	75%	-	72%	80%	73%					71%
GRIFFIN, C	65%	69%	73%	63%	71%	88%	66%					71%
GUDINO, D	93%	87%	92%	81%	91%	95%	91%					90%
GUERRERO, J	75%	-	84%	50%	68%	-	-					69%
MANZO, N	-	-	85%	-	79%	-	68%					77%
MARTINEZ, B	81%	72%	83%	-	62%	64%	90%					75%
MILLER, J	75%	69%	71%	77%	77%	66%	82%					74%
PRESSLEY, D	58%	-	60%	-	-	-	-					59%
SANSANO, PK	-	-	-	-	-	76%	78%					77%
STAR, M	-	-	66%	-	60%	-	-					63%
TAYLOR, J	50%	-	72%	50%	54%	-	-					57%
TIBIA, JD	62%	71%	80%	61%	66%	87%	68%					71%
WILLIAMS, I	-	62%	-	58%	54%	50%	63%					57%
TEAM AVERAGE	67%	71%	76%	63%	71%	76%	75%	####	####	####	####	70%

### PANCAKES

NAME	SAINTS	SFC	SUHI	POWAY	RIO MESA	PT LOMA	GROSSMONT	EASTLAKE	TOTAL
GUDINO, D	2		1		1	1	2		7
MANZO, N					2		1		3
MILLER, J					1	1	1		3
MARTINEZ, B			1		1				2
GRIFFIN, C					1				1